



INTERNATIONAL APPLICATION PUBLISHED UNDER THE PATENT COOPERATION TREATY (PCT)

<p>(51) International Patent Classification ⁷ : C07D 401/06, A61K 31/4725 // (C07D 401/06, 221:00, 211:00)</p>	A1	<p>(11) International Publication Number: WO 00/21948 (43) International Publication Date: 20 April 2000 (20.04.00)</p>
<p>(21) International Application Number: PCT/GB99/03366 (22) International Filing Date: 11 October 1999 (11.10.99) (30) Priority Data: 9822450.4 14 October 1998 (14.10.98) GB (71) Applicant (for all designated States except US): SMITHKLINE BEECHAM PLC [GB/GB]; New Horizons Court, Brentford, Middlesex TW8 9EP (GB). (72) Inventors; and (75) Inventors/Applicants (for US only): HATTON, Ian, Keith [GB/GB]; SmithKline Beecham Pharmaceuticals, Third Avenue, New Frontiers Science Park South, Harlow, Essex CM19 5AW (GB). PEARSON, Neil, David [GB/GB]; SmithKline Beecham Pharmaceuticals, Third Avenue, New Frontiers Science Park South, Harlow, Essex CM19 5AW (GB). (74) Agent: VALENTINE, Jill, Barbara; SmithKline Beecham, Two New Horizons Court, Brentford, Middlesex TW8 9EP (GB).</p>	<p>(81) Designated States: AE, AL, AM, AT, AU, AZ, BA, BB, BG, BR, BY, CA, CH, CN, CR, CU, CZ, DE, DK, DM, EE, ES, FI, GB, GD, GE, GH, GM, HR, HU, ID, IL, IN, IS, JP, KE, KG, KP, KR, KZ, LC, LK, LR, LS, LT, LU, LV, MA, MD, MG, MK, MN, MW, MX, NO, NZ, PL, PT, RO, RU, SD, SE, SG, SI, SK, SL, TJ, TM, TR, TT, UA, UG, US, UZ, VN, YU, ZA, ZW, ARIPO patent (GH, GM, KE, LS, MW, SD, SL, SZ, TZ, UG, ZW), Eurasian patent (AM, AZ, BY, KG, KZ, MD, RU, TJ, TM), European patent (AT, BE, CH, CY, DE, DK, ES, FI, FR, GB, GR, IE, IT, LU, MC, NL, PT, SE), OAPI patent (BF, BJ, CF, CG, CI, CM, GA, GN, GW, ML, MR, NE, SN, TD, TG).</p> <p>Published ... With international search report. Before the expiration of the time limit for amending the claims and to be republished in the event of the receipt of amendments.</p>	
<p>(54) Title: NAPHTHRYDINE COMPOUNDS AND THEIR AZAISOSTERIC ANALOGUES AS ANTIBACTERIALS</p>		
<div style="text-align: center;"> <p style="text-align: right;">(I)</p> </div>		
<p>(57) Abstract</p> <p>Piperidine derivatives of formula (I) or a pharmaceutically acceptable derivative thereof and pharmaceutically acceptable derivatives thereof useful in methods of treatment of bacterial infections in mammals, particularly in man.</p>		

FOR THE PURPOSES OF INFORMATION ONLY

Codes used to identify States party to the PCT on the front pages of pamphlets publishing international applications under the PCT.

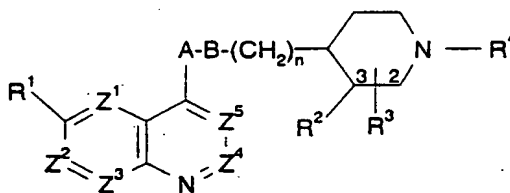
AL	Albania	ES	Spain	LS	Lesotho	SI	Slovenia
AM	Armenia	FI	Finland	LT	Lithuania	SK	Slovakia
AT	Austria	FR	France	LU	Luxembourg	SN	Senegal
AU	Australia	GA	Gabon	LV	Latvia	SZ	Swaziland
AZ	Azerbaijan	GB	United Kingdom	MC	Monaco	TD	Chad
BA	Bosnia and Herzegovina	GE	Georgia	MD	Republic of Moldova	TG	Togo
BB	Barbados	GH	Ghana	MG	Madagascar	TJ	Tajikistan
BE	Belgium	GN	Guinea	MK	The former Yugoslav Republic of Macedonia	TM	Turkmenistan
BF	Burkina Faso	GR	Greece	ML	Mali	TR	Turkey
BG	Bulgaria	HU	Hungary	MN	Mongolia	TT	Trinidad and Tobago
BJ	Benin	IE	Ireland	MR	Mauritania	UA	Ukraine
BR	Brazil	IL	Israel	MW	Malawi	UG	Uganda
BY	Belarus	IS	Iceland	MX	Mexico	US	United States of America
CA	Canada	IT	Italy	NE	Niger	UZ	Uzbekistan
CF	Central African Republic	JP	Japan	NL	Netherlands	VN	Viet Nam
CG	Congo	KE	Kenya	NO	Norway	YU	Yugoslavia
CH	Switzerland	KG	Kyrgyzstan	NZ	New Zealand	ZW	Zimbabwe
CI	Côte d'Ivoire	KP	Democratic People's Republic of Korea	PL	Poland		
CM	Cameroon	KR	Republic of Korea	PT	Portugal		
CN	China	KZ	Kazakistan	RO	Romania		
CU	Cuba	LC	Saint Lucia	RU	Russian Federation		
CZ	Czech Republic	LI	Liechtenstein	SD	Sudan		
DE	Germany	LK	Sri Lanka	SE	Sweden		
DK	Denmark	LR	Liberia	SG	Singapore		
EE	Estonia						

NAPHTHRYDINE COMPOUNDS AND THEIR AZAISOSTERIC ANALOGUES AS ANTIBACTERIALS

This invention relates to novel medicaments, being novel antibacterial compounds and compositions.

5 WO9217475, WO9802438, WO9703069 and WO9639145 disclose certain bicyclic heteroaromatic compounds having cholinesterase inhibitor, protein tyrosine kinase inhibitor, cell proliferation inhibitor and human epidermal growth factor receptor type 2 inhibitor activity.

10 This invention provides a compound of formula (I) or a pharmaceutically acceptable derivative thereof:



(I)

wherein:

15

one of Z^1 , Z^2 , Z^3 , Z^4 and Z^5 is N and the remainder are CH;

20

R^1 is hydrogen, hydroxy; (C₁₋₆) alkoxy optionally substituted by (C₁₋₆)alkoxy, amino, piperidyl, guanidino or amidino optionally N-substituted by one or two (C₁₋₆)alkyl, acyl or (C₁₋₆)alkylsulphonyl groups, NH₂CO, hydroxy, thiol, (C₁₋₆)alkylthio, heterocyclithio, heterocycloxy, arylthio, aryloxy, acylthio, acyloxy or (C₁₋₆)alkylsulphonyloxy; (C₁₋₆)alkoxy-substituted (C₁₋₆)alkyl; halogen; (C₁₋₆)alkyl; (C₁₋₆)alkylthio; nitro; trifluoromethyl; azido; acyl; acyloxy; acylthio; (C₁₋₆)alkylsulphonyl; (C₁₋₆)alkylsulphoxide; arylsulphonyl; arylsulphoxide or an amino, piperidyl, guanidino or amidino group optionally N-substituted by one or two (C₁₋₆)alkyl, acyl or (C₁₋₆)alkylsulphonyl groups;

25

either R^2 is hydrogen; and

30

R^3 is in the 2- or 3-position and is hydrogen or (C₁₋₆)alkyl or (C₂₋₆)alkenyl optionally substituted with 1 to 3 groups selected from:

thiol; halogen; (C₁₋₆)alkylthio; trifluoromethyl; azido; (C₁₋₆)alkoxycarbonyl; (C₁₋₆)alkylcarbonyl; (C₂₋₆)alkenyloxycarbonyl; (C₂₋₆)alkenylcarbonyl; hydroxy optionally substituted by (C₁₋₆)alkyl, (C₂₋₆)alkenyl, (C₁₋₆)alkoxycarbonyl,

(C₁₋₆)alkylcarbonyl, (C₂₋₆)alkenyloxy carbonyl, (C₂₋₆)alkenylcarbonyl or aminocarbonyl wherein the amino group is optionally substituted by (C₁₋₆)alkyl, (C₂₋₆)alkenyl, (C₁₋₆)alkylcarbonyl or (C₂₋₆)alkenylcarbonyl; amino optionally mono- or disubstituted by (C₁₋₆)alkoxycarbonyl, (C₁₋₆)alkylcarbonyl, (C₂₋₆)alkenyloxy carbonyl, (C₂₋₆)alkenylcarbonyl, (C₁₋₆)alkyl, (C₂₋₆)alkenyl, (C₁₋₆)alkylsulphonyl, (C₂₋₆)alkenylsulphonyl or aminocarbonyl wherein the amino group is optionally substituted by (C₁₋₆)alkyl or (C₂₋₆)alkenyl; aminocarbonyl wherein the amino group is optionally mono- or disubstituted by (C₁₋₆)alkyl, (C₂₋₆)alkenyl, (C₁₋₆)alkoxycarbonyl, (C₁₋₆)alkylcarbonyl, (C₂₋₆)alkenyloxy carbonyl or (C₂₋₆)alkenylcarbonyl]; oxo; (C₁₋₆)alkylsulphonyl; (C₂₋₆)alkenylsulphonyl; or (C₁₋₆)aminosulphonyl wherein the amino group is optionally substituted by (C₁₋₆)alkyl or (C₂₋₆)alkenyl; or

R³ is in the 3-position and R² and R³ together are a divalent residue =CR⁵¹R⁶¹ where R⁵¹ and R⁶¹ are independently selected from H, (C₁₋₆)alkyl, (C₂₋₆)alkenyl, aryl(C₁₋₆)alkyl and aryl(C₂₋₆)alkenyl, any alkyl or alkenyl moiety being optionally substituted by 1 to 3 groups selected from those listed above for substituents on R³;

R⁴ is a group -CH₂-R⁵ in which R⁵ is selected from:

(C₃₋₁₂)alkyl; hydroxy(C₃₋₁₂)alkyl; (C₁₋₁₂)alkoxy(C₃₋₁₂)alkyl; (C₁₋₁₂)alkanoyloxy(C₃₋₁₂)alkyl; (C₃₋₆)cycloalkyl(C₃₋₁₂)alkyl; hydroxy-, (C₁₋₁₂)alkoxy- or (C₁₋₁₂)alkanoyloxy-(C₃₋₆)cycloalkyl(C₃₋₁₂)alkyl; cyano(C₃₋₁₂)alkyl; (C₂₋₁₂)alkenyl; (C₂₋₁₂)alkynyl; tetrahydrofuryl; mono- or di-(C₁₋₁₂)alkylamino(C₃₋₁₂)alkyl; acylamino(C₃₋₁₂)alkyl; (C₁₋₁₂)alkyl- or acyl-aminocarbonyl(C₃₋₁₂)alkyl; mono- or di-(C₁₋₁₂)alkylamino(hydroxy) (C₃₋₁₂)alkyl; optionally substituted phenyl(C₁₋₂)alkyl, phenoxy(C₁₋₂)alkyl or phenyl(hydroxy)(C₁₋₂)alkyl; optionally substituted diphenyl(C₁₋₂)alkyl; optionally substituted phenyl(C₂₋₃)alkenyl; optionally substituted benzoyl or benzoylmethyl; optionally substituted heteroaryl(C₁₋₂)alkyl; and optionally substituted heteroaryl or heteroarylmethyl;

n is 0, 1 or 2;

A is NR¹¹, O, S(O)_x or CR⁶R⁷ and B is NR¹¹, O, S(O)_x or CR⁸R⁹ where x is 0, 1 or 2 and wherein:

each of R⁶ and R⁷, R⁸ and R⁹ is independently selected from: H; thiol; (C₁₋₆)alkylthio; halo; trifluoromethyl; azido; (C₁₋₆)alkyl; (C₂₋₆)alkenyl; (C₁₋₆)alkoxycarbonyl; (C₁₋₆)alkylcarbonyl; (C₂₋₆)alkenyloxy carbonyl; (C₂₋₆)alkenylcarbonyl; hydroxy, amino or aminocarbonyl optionally substituted as for corresponding substituents in R³;

(C₁₋₆)alkylsulphonyl; (C₂₋₆)alkenylsulphonyl; or (C₁₋₆)aminosulphonyl wherein the amino group is optionally substituted by (C₁₋₆)alkyl or (C₁₋₆)alkenyl;
 or R⁶ and R⁸ together represent a bond and R⁷ and R⁹ are as above defined;
 or R⁶ and R⁸ together represent -O- and R⁷ and R⁹ are both hydrogen;
 5 or R⁶ and R⁷ or R⁸ and R⁹ together represent oxo;
 and each R¹¹ is independently H, trifluoromethyl, (C₁₋₆)alkyl, (C₁₋₆)alkenyl, (C₁₋₆)alkoxycarbonyl, (C₁₋₆)alkylcarbonyl, aminocarbonyl wherein the amino group is optionally mono- or di-substituted by (C₁₋₆)alkoxycarbonyl, (C₁₋₆)alkylcarbonyl, (C₁₋₆)alkenyloxycarbonyl, (C₂₋₆)alkenylcarbonyl, (C₁₋₆)alkyl or (C₁₋₆)alkenyl;
 10 provided that A and B cannot both be selected from NR¹¹, O and S(O)_x and when one of A and B is CO the other is not CO, O or S(O)_x.

15 In one aspect the invention provides compounds of formula (I) where R₁ is selected from the groups listed above other than trifluoromethyl.

The invention also provides a method of treatment of bacterial infections in mammals, particularly in man, which method comprises the administration to a mammal in need of such treatment of an effective amount of a compound of formula (I) or a pharmaceutically acceptable derivative thereof.

20 The invention also provides the use of a compound of formula (I) or a pharmaceutically acceptable derivative thereof in the manufacture of a medicament for use in the treatment of bacterial infections in mammals.

The invention also provides a pharmaceutical composition for use in the treatment of bacterial infections in mammals comprising a compound of formula (I), or a pharmaceutically acceptable derivative thereof, and a pharmaceutically acceptable carrier.

25 Preferably Z¹ is N and Z²-Z⁵ are each CH or Z⁵ is N and Z¹-Z⁴ are each CH.

In a preferred aspect, when A is CH₂ or CHOH and B is CH₂ or A is CH₂ and B is CHOH and n is 1 the substituents at the 3- and 4-position of the piperidine ring are cis.

30 When R¹ is substituted alkoxy it is preferably C₂₋₆ alkoxy substituted by optionally N-substituted amino, guanidino or amidino, more preferably by amino, or C₁₋₆alkoxy substituted by piperidyl. Suitable examples of R¹ alkoxy include methoxy, n-propyloxy, i-butyloxy, aminoethyloxy, aminopropyloxy, aminopentyloxy, guanidinopropyloxy, piperidin-4-ylmethyloxy, phthalimido pentyloxy or 2-aminocarbonylprop-2-oxy. Preferably R¹ is in the 6-position on the quinoline nucleus.
 35 Preferably R¹ is methoxy, amino(C₃₋₅)alkyloxy, guanidino(C₃₋₅)alkyloxy or fluoro, most preferably methoxy.

R^3 is preferably (C_{1-6}) alkyl, (C_{1-6}) alkenyl, aminocarbonyl(C_{1-6}) alkyl or optionally substituted 1-hydroxy-(C_{1-6}) alkyl, more preferably hydroxymethyl or 1,2-dihydroxy(C_{2-6})alkyl wherein the 2-hydroxy group is optionally substituted. Preferred examples of R^3 include aminocarbonylmethyl, hydroxymethyl, 1-hydroxyethyl or 1,2-dihydroxyethyl wherein the 2-hydroxy group is optionally substituted with alkylcarbonyl or aminocarbonyl where the amino group is optionally substituted. Other suitable examples of R^3 include 2-hydroxyethyl, 2- or 3-hydroxypropyl, ethyl or vinyl.

R^3 is preferably in the 3-position.

When R^2 and R^3 together form a group, this is preferably $=CHCH_3$.

Preferably A is NH, NCH_3 , O, CH_2 , CHOH, $CH(NH_2)$, $C(Me)(OH)$ or $CH(Me)$.

Preferably B is CH_2 , CHOH, CO or S.

Alternatively and preferably, A is CR^6R^7 and B CR^8R^9 and R^6 and R^8 together represent $-O-$ and R^7 and R^9 are both hydrogen.

Preferably n is 0 or 1.

More preferably:

when A is NH, B is CO and n is 1 or 0;

when A is O, B is CH_2 and n is 1 or 0;

when A is CH_2 or CH_2OH , B is CH_2 , and n is 1 or 0;

when A is NCH_3 , $CH(NH_2)$, $C(Me)(OH)$ or $CH(Me)$, B is CH_2 and n is 1;

when A is CR^6R^7 and B CR^8R^9 and R^6 and R^8 together represent $-O-$ and R^7 and R^9 are both hydrogen and n is 1.

More preferably $AB(CH_2)_n$ is CH_2CH_2 , $CH(OH)CH_2$, $CH_2CH(OH)$ or $NHCO$ and n is 0 or 1. Most preferably AB is $NHCO$, $NHCOCH_2$ or $CH_2CH(OH)CH_2$.

Suitable groups R^4 include n-pentyl, n-hexyl, n-heptyl, n-octyl, n-nonyl, n-decyl, n-dodecyl, methoxybutyl, phenylethyl, phenylpropyl or 3-phenyl-prop-2-en-yl optionally substituted on the phenyl ring, 3-benzoylpropyl, 4-benzoylbutyl, 3-pyridylmethyl, 3-(4-fluorobenzoyl)propyl, cyclohexylmethyl, cyclobutylmethyl, t-butoxycarbonylaminomethyl and phenoxyethyl.

Preferably R^4 is (C_{5-10})alkyl, unsubstituted phenyl(C_{2-3})alkyl or unsubstituted phenyl(C_{3-4})alkenyl, more preferably hexyl, heptyl, 5-methylhexyl, 6-methyl heptyl, 3-phenyl-prop-2-en-yl or 3-phenylpropyl, most preferably n-heptyl.

Most preferably R^5 is unbranched at the α and, where appropriate, β positions.

Halo or halogen includes fluoro, chloro, bromo and iodo.

The term 'heterocyclic' as used herein includes aromatic and non-aromatic, single and fused, rings suitably containing up to four hetero-atoms in each ring selected from oxygen, nitrogen and sulphur, which rings may be unsubstituted or substituted by, for example, up to three groups selected from optionally substituted amino, halogen,

(C₁₋₆)alkyl, (C₁₋₆)alkoxy, halo(C₁₋₆)alkyl, hydroxy, carboxy, carboxy salts, carboxy esters such as (C₁₋₆)alkoxycarbonyl, (C₁₋₆)alkoxycarbonyl(C₁₋₆)alkyl, aryl, and oxo groups. Each heterocyclic ring suitably has from 4 to 7, preferably 5 or 6, ring atoms. A fused heterocyclic ring system may include carbocyclic rings and need include only one
5 heterocyclic ring. Compounds within the invention containing a heterocyclyl group may occur in two or more tautomeric forms depending on the nature of the heterocyclyl group; all such tautomeric forms are included within the scope of the invention.

Where an amino group forms part of a single or fused non-aromatic heterocyclic ring as defined above suitable optional substituents in such substituted amino groups
10 include (C₁₋₆)alkyl optionally substituted by hydroxy, (C₁₋₆)alkoxy, thiol, (C₁₋₆)alkylthio, halo or trifluoromethyl, and amino-protecting groups such as acyl or (C₁₋₆)alkylsulphonyl groups.

The term 'heteroaryl' includes the aromatic heterocyclic groups referred to above. Examples of heteroaryl groups include pyridyl, triazolyl, tetrazolyl, indolyl, thienyl,
15 isoimidazolyl, thiazolyl, furanyl, quinolinyl, imidazolidinyl and benzothienyl.

When used herein the term 'aryl', includes phenyl and naphthyl, each optionally substituted with up to five, preferably up to three, groups selected from halogen, mercapto, (C₁₋₆)alkyl, phenyl, (C₁₋₆)alkoxy, hydroxy(C₁₋₆)alkyl, mercapto (C₁₋₆)alkyl, halo(C₁₋₆)alkyl, hydroxy, optionally substituted amino, nitro, carboxy, (C₁₋₆)alkylcarbonyloxy, (C₁₋₆)alkoxycarbonyl, formyl, or (C₁₋₆)alkylcarbonyl groups.
20

The term 'acyl' includes (C₁₋₆)alkoxycarbonyl, formyl or (C₁₋₆) alkylcarbonyl group.

Compounds of formula (I) wherein:

R³ is aminocarbonyl(C₁₋₆) alkyl, hydroxy(C₁₋₆)alkyl or 1,2-dihydroxy(C₂₋₆)alkyl
25 optionally substituted on the hydroxy group(s) as claimed, hereinafter 'compounds of formula (IA)', are particularly preferred.

Compounds of formula (I) wherein:

R¹ is C₂₋₆ alkoxy substituted by optionally N-substituted amino, guanidino or amidino or C₁₋₆ alkoxy substituted by piperidyl, A is NH, CH₂, CHOH, CH(NH₂), C(Me)(OH) or CH(Me) and B is CH₂, CHOH or CO, hereinafter 'compounds of formula (IB)', form
30 another aspect of the invention.

The invention also provides a pharmaceutical composition comprising a compound of formula (I), or a pharmaceutically acceptable derivative thereof, and a pharmaceutically acceptable carrier.

35 Some of the compounds of this invention may be crystallised or recrystallised from solvents such as organic solvents. In such cases solvates may be formed. This invention includes within its scope stoichiometric solvates including hydrates as well as

compounds containing variable amounts of water that may be produced by processes such as lyophilisation.

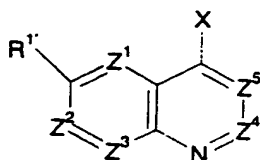
Since the compounds of formula (I) are intended for use in pharmaceutical compositions it will readily be understood that they are each provided in substantially pure form, for example at least 60% pure, more suitably at least 75% pure and preferably at least 85%, especially at least 98% pure (% are on a weight for weight basis). Impure preparations of the compounds may be used for preparing the more pure forms used in the pharmaceutical compositions; these less pure preparations of the compounds should contain at least 1%, more suitably at least 5% and preferably from 10 to 59% of a compound of the formula (I) or salt thereof.

Pharmaceutically acceptable derivatives of the above-mentioned compounds of formula (I) include the free base form or their acid addition or quaternary ammonium salts, for example their salts with mineral acids e.g. hydrochloric, hydrobromic or sulphuric acids, or organic acids, e.g. acetic, fumaric or tartaric acids. Compounds of formula (I) may also be prepared as the N-oxide.

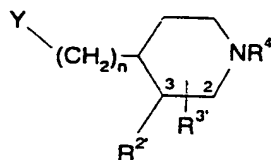
Certain of the above-mentioned compounds of formula (I) may exist in the form of optical isomers, e.g. diastereoisomers and mixtures of isomers in all ratios, e.g. racemic mixtures. The invention includes all such forms, in particular the pure isomeric forms. For examples the invention includes compound in which an A-B group CH(OH)-CH₂ is in either isomeric configuration.

In a further aspect of the invention there is provided a process for preparing compounds of formula (I), or a pharmaceutically acceptable derivative thereof, which process comprises:

- (a) reacting a compound of formula (IV) with a compound of formula (V):



(IV)



(V)

wherein Z¹, Z², Z³, Z⁴ and Z⁵, m, n, R¹, R², R³ and R⁴ are as defined in formula (I), and X and Y may be the following combinations:

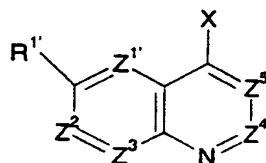
- (i) X is M and Y is CH₂CO₂R^x
- (ii) X is CO₂RY and Y is CH₂CO₂R^x
- (iii) one of X and Y is CH=SPh₂ and the other is CHO
- (iv) X is CH₃ and Y is CHO

- (v) X is CH₃ and Y is CO₂R^x
 (vi) X is CH₂CO₂R^y and Y is CO₂R^x
 (vii) X is CH=PR^z₃ and Y is CHO
 (viii) X is CHO and Y is CH=PR^z₃
 5 (ix) X is halogen and Y is CH=CH₂
 (x) one of X and Y is COW and the other is NHR^{11'} or NCO
 (xi) one of X and Y is (CH₂)_p-V and the other is (CH₂)_qNHR^{11'}, (CH₂)_qOH, (CH₂)_qSH or (CH₂)_qSCOR^x where p+q=1
 (xii) one of X and Y is CHO and the other is NHR^{11'}
 10 (xiii) one of X and Y is OH and the other is -CH=N₂

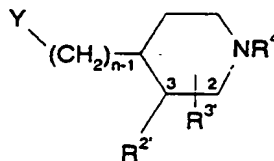
in which V and W are leaving groups, R^x and R^y are (C₁₋₆)alkyl and R^z is aryl or (C₁₋₆)alkyl;

15 or

(b) reacting a compound of formula (IV) with a compound of formula (Vb):



(IV)



(Vb)

- 20 wherein Z¹, Z², Z³, Z⁴ and Z⁵, m, n, R¹, R², R³ and R⁴ are as defined in formula (I), X is CH₂NHR^{11'} and Y is CHO or COW or X is CH₂OH and Y is -CH=N₂;

in which R^{11'}, R¹, R², R³ and R⁴ are R¹¹, R¹, R², R³ and R⁴ or groups convertible thereto, and thereafter optionally or as necessary converting R^{11'}, R¹, R², R³ and R⁴ to R¹¹, R¹, R², R³ and R⁴, converting A-B to other A-B, interconverting R¹¹, R¹, R², R³ and/or R⁴ and forming a pharmaceutically acceptable derivative thereof.

Process variants (a)(i) and (a)(ii) initially produce compounds of formula (I) where A-B is COCH₂.

- 30 Process variant (a)(iii) initially produces compounds of formula (I) wherein A-B is CH₂CHOH or CHOCH₂.

Process variant (a)(iv) initially produces compounds of formula (I) wherein A-B is CH₂CHOH.

Process variants (a)(v) and (a)(vi), initially produce compounds of formula (I) wherein A-B is CH_2CO .

Process variants (a)(vii), (a)(viii) and (a)(ix) initially produce compounds where A-B is $\text{CH}=\text{CH}$.

5 Process variant (a)(x) initially produces compounds of formula (I) wherein A-B is CONHR^{11} or NHR^{11}CO .

Process variant (a)(xi) initially produces compounds of formula (I) wherein one of A and B is CH_2 and the other is NHR^{11} , O or S.

10 Process variant (a)(xii), initially produce compounds of formula (I) wherein A-B is $\text{CH}_2\text{NHR}^{11}$ or $\text{NHR}^{11}\text{CH}_2$.

Process variant (a)(xiii) initially produces compounds of formula (I) wherein A-B is OCH_2 or CH_2O .

Process variant (b) initially produces compounds of formula (I) wherein A is CH_2 and B is NHR^{11} or O.

15 In process variant (a)(i) M is preferably an alkali metal, more preferably Li. The reaction is conducted in an aprotic solvent preferably THF, ether or benzene at -78 to 25°C . An analogous route is described in G. Grethe et al (1972) *Helv. Chimica Acta.*, 55, 1044.

20 In process variant (a)(ii) the process is two step: firstly a condensation using a base, preferably sodium hydride or alkoxide, sodamide, alkyl lithium or lithium dialkylamide, preferably in an aprotic solvent e.g. ether, THF or benzene; secondly, hydrolysis using an inorganic acid, preferably HCl in aqueous organic solvent at 0 - 100°C . Analogous routes are described in DE330945, EP31753, EP53964 and H. Sargent, *J. Am. Chem. Soc.* 68, 2688-2692 (1946).

25 In process variant (a)(iii) if a base is used it is preferably NaH, KH, an alkyl lithium e.g. BuLi, a metal alkoxide e.g. NaOEt, sodamide or lithium dialkylamide e.g. diisopropylamide. An analogous method is described in US 3989691 and in Taylor et al. (1972) *JACS* 94, 6218)

30 In process variant (a)(iv) the reaction is carried out in the presence of a base, preferably organometallic or metal hydride e.g. NaH, lithium diisopropylamide or NaOEt, preferably in an aprotic solvent, preferably THF, ether or benzene at -78 to 25°C (analogous process in Gutswiller et al. (1978) *JACS* 100, 576).

35 In process variant (a)(v) the reaction is carried out in the presence of a base, preferably organometallic or metal hydride e.g. NaH, lithium diisopropylamide or NaOEt, preferably in an aprotic solvent, preferably THF, ether or benzene at -78 to 25°C . An analogous method is described in US 3772302.

In process variant (a)(vi) a similar Claisen methodology to that described for (a)(ii) is used, analogous to that described in Soszko et. al., Pr.Kom.Mat.

Przyr.Poznan.Tow.Przyj.Nauk., (1962), 10, 15.

In process variants (a)(vii) and (viii) if a base is used it is preferably NaH, KH, an alkyl lithium e.g. BuLi, a metal alkoxide e.g. NaOEt, sodamide or lithium dialkylamide e.g. di-isopropylamide. An analogous method is described in US 3989691 and M.Gates et. al. (1970) J. Amer.Chem.Soc., 92, 205, as well as Taylor et al. (1972) JACS 94, 6218.

In process variant (a)(ix) the reaction is carried out using palladium catalysis. The palladium catalyst is preferably palladium acetate in the presence of trialkyl or triaryl phosphine and a trialkylamine e.g. triphenyl phosphine and tributylamine. An analogous method is described in S. Adam et. al. (1994) Tetrahedron, 50, 3327.

In process variant (a)(x), or (b) where Y is COW, the reaction is a standard amide formation reaction:

1. Activation of a carboxylic acid (e.g., to an acid chloride, mixed anhydride, active ester, O-acyl-isourea or other species), and treatment with an amine (Ogliaruso, M. A.; Wolfe, J. F. in *The Chemistry of Functional Groups (Ed. Patai, S.) Suppl. B: The Chemistry of Acid Derivatives, Pt. 1* (John Wiley and Sons, 1979), pp 442-8; Beckwith, A. L. J. in *The Chemistry of Functional Groups (Ed. Patai, S.) Suppl. B: The Chemistry of Amides (Ed. Zabricky, J.)* (John Wiley and Sons, 1970), p 73 ff. The acid and amide are preferably reacted in the presence of an activating agent such as 1-(dimethylaminopropyl)-3-ethylcarbodiimide hydrochloride (EDC) or 1-hydroxybenzotriazole (HOBT),

2. Aminolysis of esters (Suzuki, K.; Nagasawa, T. in *Encyclopedia of Reagents for Organic Synthesis (Ed. Paquette, L. A.)* (John Wiley and Sons, 1995), p 5188 and refs. cited therein.)

3. The specific methods of:

a. *in situ* conversion of an acid into the amine component by a modified Curtius reaction procedure (Shioiri, T.; Murata, M.; Hamada, Y., *Chem. Pharm. Bull.* **1987**, *35*, 2698)

b. *in situ* conversion of the acid component into the acid chloride under neutral conditions (Villeneuve, G. B.; Chan, T. H., *Tet. Lett.* **1997**, *38*, 6489).

In process variant (b) a final reduction step provides the required amine.

In process variant (a)(xi) where one of X and Y contains NHR^1 the leaving group V is halogen and the reaction is a standard amine formation reaction such as direct alkylation described in (Malpass, J. R., in *Comprehensive Organic Chemistry*, Vol. 2 (Ed. Sutherland, I. O.), p 4 ff.) or aromatic nucleophilic displacement reactions (see references cited in *Comprehensive Organic Chemistry*, Vol. 6, p 946-947 (reaction index); Smith, D. M. in *Comprehensive Organic Chemistry*, Vol. 4 (Ed. Sammes, P. G.) p 20 ff.). This is analogous to the methods described in GB 1177849.

In process variant (a)(xi) where one of X and Y contains OH or SH, this is preferably converted to an OM or SM group where M is an alkali metal by treatment of an alcohol, thiol or thioacetate with a base. The base is preferably inorganic such as NaH, lithium diisopropylamide or sodium, or, for SH, metal alkoxide such as sodium methoxide. The X/Y group containing the thioacetate SCOR^x is prepared by treatment of an alcohol or alkyl halide with thioacetic acid or a salt thereof under Mitsunobu conditions. The leaving group V is a halogen. The reaction may be carried out as described in Chapman et.al., J. Chem Soc., (1956), 1563, Gilligan et. al., J. Med. Chem., (1992), 35, 4344, Aloup et. al., J. Med. Chem. (1987), 30, 24, Gilman et al., J.A.C.S. (1949), 71, 3667 and Clinton et al., J.A.C.S. (1948), 70, 491, Barluenga et al., J. Org. Chem. (1987) 52, 5190. Alternatively where X is OH and Y is CH₂V, V is a hydroxy group activated under Mitsunobu conditions (Fletcher et.al. J Chem Soc. (1995), 623).

In process variants (a)(xii) and (b) where Y is CHO the reaction is a standard reductive alkylation using, e.g., sodium triacetoxyborohydride (Gribble, G. W. in *Encyclopedia of Reagents for Organic Synthesis* (Ed. Paquette, L. A.) (John Wiley and Sons, 1995), p 4649).

In process variant (a)(xiii), or (b) where X is CH₂OH and Y is -CH=N₂, the reaction is as described in den Hertzog et. al., *recl.Trav. Chim. Pays-Bas*, (1950), 69, 700.

Reduction of A or B CO to CHOH can be readily accomplished using reducing agents well known to those skilled in the art, e.g. sodium borohydride in aqueous ethanol or lithium aluminium hydride in ethereal solution.. This is analogous to methods described in EP 53964, US 384556 and J. Gutzwiller et. al. (1978) *J.Amer.Chem.Soc.*, 100, 576.

The carbonyl group A or B may be reduced to CH₂ by treatment with a reducing agent such as hydrazine in ethylene glycol at 130-160°C in the presence of potassium hydroxide.

Reaction of a carbonyl group A or B with an organometallic reagent yields a group where R⁶ or R⁸ is OH and R⁷ or R⁹ is alkyl.

A hydroxy group A or B may be oxidised to a carbonyl group by oxidants well known to those skilled in the art . for example, manganese dioxide, pyridinium chlorochromate or pyridinium dichromate.

An A-B group COCH₂ may be converted to COCH-halogen. by treating the ketone or a derivative with a halogenating agent, reduced to CHOHCHCl and then converted to the epoxide which may in turn be reduced to CH₂CHOH.

Methods for conversion of CH=CH by reduction to CH₂CH₂ are well known to those skilled in the art. for example using hydrogenation over palladium on carbon as catalyst. Methods for conversion of CH=CH to give the A-B group as CHOHCH₂ or

CH₂CHOH are well known to those skilled in the art for example by epoxidation and subsequent reduction by metal hydrides, hydration, hydroboration or oxymercuration.

A hydroxyalkyl group A-B CH₂CHOH or CHOHCH₂ may be dehydrated to give the group CH=CH by treatment with an acid anhydride such as acetic anhydride.

5 An amide group CONHR^{11'} or NHR^{11'}CO may be reduced to the amine using a reducing agent such as lithium aluminium hydride

A ketone group may be converted to an amide CONH via the oxime by a Beckmann rearrangement (Ogliaruso, M.A.; Wolfe, J. F., *ibid.* pp 450-451; Beckwith, A. L. J., *ibid.* pp 131 ff.)

10 A hydroxy group A or B may be converted to azido by activation and displacement e.g. under Mitsunobu conditions using hydrazoic acid or by treatment with diphenylphosphorylazide and base, and the azido group in turn may be reduced to amino by hydrogenation.

A sulphur group A or B may be converted to the sulphoxide S(O)_x by oxidation with peracids or a wide range of oxidants known to those skilled in the art (see *Advanced Organic Chemistry (Ed. March, J.)* (John Wiley and Sons, 1985), p 1089 and refs. cited therein).

R^{1'}, R^{2'}, R^{3'} and R^{4'} are preferably R¹, R², R³ and R⁴. R^{1'} is preferably methoxy. R^{2'} is preferably hydrogen. R^{3'} is preferably R³ such as hydrogen, vinyl or a carboxy ester-containing group. R^{4'} is preferably R⁴, H or a protecting group.

20 Conversions of R^{1'}, R^{2'}, R^{3'} and R^{4'} and interconversions of R¹, R², R³ and R⁴ are conventional. In compounds which contain an optionally substituted hydroxy group, suitable conventional hydroxy protecting groups which may be removed without disrupting the remainder of the molecule include acyl and alkylsilyl groups.

25 For example R^{1'} methoxy is convertible to R^{1'} hydroxy by treatment with lithium and diphenylphosphine (general method described in Ireland et. al. (1973) *J.Amer.Chem.Soc.*, 7829) or HBr. Alkylation of the hydroxy group with a suitable alkyl derivative bearing a leaving group such as halide and a protected amino, piperidyl, amidino or guanidino group or group convertible thereto, yields, after conversion/deprotection, R¹ (C₁₋₆) alkoxy substituted by optionally N-substituted amino, piperidyl, guanidino or amidino.

R^{3'} alkenyl is convertible to hydroxyalkyl by hydroboration using a suitable reagent such as 9-borabicyclo[3.3.1]nonane, epoxidation and reduction or oxymercuration.

35 R^{3'} carboxy ester groups may be converted to R³ hydroxymethyl by reduction with a suitable reducing agent such as lithium aluminium hydride.

R³ 1,2-dihydroxy can be prepared from R³ alkenyl using osmium tetroxide or other reagents well known to those skilled in the art (see *Advanced Organic Chemistry (Ed. March, J.)* (John Wiley and Sons, 1985), p 732-737 and refs. cited therein) or epoxidation followed by hydrolysis (see *Advanced Organic Chemistry (Ed. March, J.)* (John Wiley and Sons, 1985), p 332,333 and refs. cited therein).

R³ vinyl can be chain extended by standard homologation e.g by conversion to hydroxyethyl followed by oxidation to the aldehyde which is then subjected to a Wittig reaction.

Compounds of formula (I) where R² and R³ are a divalent residue =CR⁵R⁶ can be prepared by treatment of a compound of formula (I) where R³ is alken-1-yl with a strong base in an aprotic solvent. Suitable bases include Ph₂PLi/PhLi (as described in Ireland et. al., *J. Amer. Chem. Soc.* (1973), 7829), t-BuLi, and suitable solvents include THF and ether.

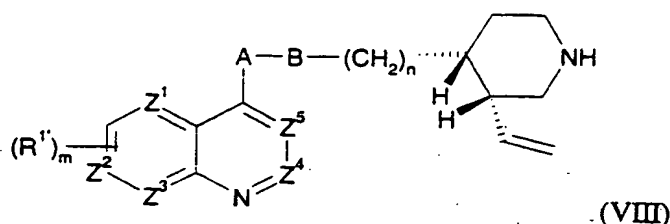
Substituents on R³ alkyl or alkenyl may be interconverted by conventional methods, for example hydroxy may be derivatised by esterification, acylation or etherification. Hydroxy groups may be converted to halogen, thiol, alkylthio, azido, alkylcarbonyl, amino, aminocarbonyl, oxo, alkylsulphonyl, alkenylsulphonyl or aminosulphonyl by conversion to a leaving group and substitution by the required group or oxidation as appropriate or reaction with an activated acid, isocyanate or alkoxyisocyanate. Primary and secondary hydroxy groups can be oxidised to an aldehyde or ketone respectively and alkylated with a suitable agent such as an organometallic reagent to give a secondary or tertiary alcohol as appropriate.

NH is converted to NR⁴ by conventional means such as alkylation with an alkyl halide in the presence of base, acylation/reduction or reductive alkylation with an aldehyde.

It will be appreciated that under certain circumstances interconversions may interfere, for example, A or B hydroxy groups and the piperidine NH will require protection e.g. as a carboxy- or silyl-ester group for hydroxy and as an acyl derivative for piperidine nitrogen, during conversion of R¹, R², R³ or R⁴.

Examples containing a *trans*-3,4-substituted piperidine ring may be prepared from the *trans*-3-vinyl-4-substituted piperidine prepared from the corresponding 3-vinyl-4-*cis*-isomer by the method of G. Engler *et al.* *Helv. Chim. Acta* 68, 789-800 (1985); also described in Patent Application EP 0031753 (Pharmindustrie).

The method involves heating a 3-vinyl-4-alkyl-piperidine derivative of formula (VIII):



(prepared as an intermediate in the process of the invention) in dilute acid, preferably hydrochloric acid at pH 3.5, with 0.3-1.0 mol equivalents of formaldehyde. The main product of the reaction is the *trans*-isomer, which may be separated from the small quantity of *cis* isomer present, by conventional silica gel chromatography. It is convenient to convert the mixture of *cis*- and *trans*-piperidines ($R^{4'} = H$) to the tertiary amines of formula (I) by alkylation with an alkyl halide (preferably an iodide) in DMF in the presence of anhydrous potassium carbonate, prior to silica gel chromatography.

Compounds of formulae (IV), (V) and (Vb) are known compounds, (see for example Smith *et al.*, *J. Amer. Chem. Soc.*, 1946; 68, 1301) or prepared analogously, see for example the references cited above for reaction variant (a).

A 4-chloroquinazoline is prepared from the corresponding quinazolin-4-one by reaction with phosphorus oxychloride ($POCl_3$) or phosphorus pentachloride, PCl_5 . A quinazolinone and quinazolines may be prepared by standard routes as described by T.A. Williamson in *Heterocyclic Compounds*, 6, 324 (1957) Ed. R.C. Elderfield. Pyridazines may be prepared by routes analogous to those described in *Comprehensive Heterocyclic Chemistry*, Volume 3, Ed A.J. Boulton and A. McKillop and naphthyridines may be prepared by routes analogous to those described in *Comprehensive Heterocyclic Chemistry*, Volume 2, Ed A.J. Boulton and A. McKillop.

4-Hydroxy-1,5-naphthyridines can be prepared from 3-aminopyridine derivatives by reaction with diethyl ethoxymethylene malonate to produce the 4-hydroxy-3-carboxylic acid ester derivative with subsequent hydrolysis to the acid, followed by thermal decarboxylation in quinoline (as for example described for 4-Hydroxy-[1,5]naphthyridine-3-carboxylic acid, Joe T. Adams *et al.*, *J. Amer. Chem. Soc.*, 1946, 68, 1317). A 4-hydroxy-[1,5]naphthyridine can be converted to the 4-chloro derivative by heating in phosphorus oxychloride. A 4-amino 1,5-naphthyridine can be obtained from the 4-chloro derivative by reaction with *n*-propylamine in pyridine. Similarly, 6-methoxy-1,5-naphthyridine derivatives can be prepared from 3-amino-6-methoxypyridine.

4-Methyl-1,5-naphthyridines can be prepared by methods well known to those skilled in the art (for example see H. Rapoport and A. D. Batcho, *Journal of Organic Chemistry*, 1963, 1753-1759). For example, nitrobenzene can be heated with oleum over

a period of hours then water and a 3-aminopyridine added with heating. Slow addition of methyl vinyl ketone with heating produces the desired 4-methyl-1,5-naphthyridine.

1,5-Naphthyridines may be prepared by other methods well known to those skilled in the art (for examples see P.A. Lowe in "Comprehensive Heterocyclic Chemistry" Volume 2, p581-627, Ed A.R. Katritzky and C.W. Rees, Pergamon Press, Oxford, 1984).

5 The 4-hydroxy and 4-amino-cinnolines may be prepared following methods well known to those skilled in the art [see A.R. Osborn and K. Schofield, *J. Chem. Soc.* 2100 (1955)]. For example, a 2-aminoacetophenone is diazotised with sodium nitrite and acid to produce the 4-hydroxycinnoline with conversion to chloro and amino derivatives as described for 1,5-naphthyridines. A 3-methyl substituent may be introduced by reaction of a 4-chlorocinnoline with lithium diisopropylamide at -75°C followed by alkylation with methyl iodide [see A. Turck et al. *Tetrahedron*, 47, 13045 (1995)].

For compounds of formula (V) where Y is $\text{NHR}^1\text{R}^{1'}$ suitable amines may be prepared from the corresponding acid or alcohol (Y is CO_2H or CH_2OH). In a first instance, an N-protected piperidine containing an acid bearing substituent, can undergo a Curtius rearrangement and the intermediate isocyanate can be converted to a carbamate by reaction with an alcohol. Conversion to the amine may be achieved by standard methods well known to those skilled in the art used for amine protecting group removal. For example, an acid substituted N-protected piperidine such as t-butoxycarbonyl-protected 3-vinyl-4-piperidine acetic acid can undergo a Curtius rearrangement e.g. on treatment with diphenylphosphoryl azide and heating, and the intermediate isocyanate reacts in the presence of 2-trimethylsilylethanol to give the trimethylsilylethylcarbamate (T.L. Capson & C.D. Poulter, *Tetrahedron Letters*, 1984, 25, 3515). This undergoes cleavage on treatment with tetrabutylammonium fluoride to give the 4-piperidinemethylamine. Alternatively, an acid group $(\text{CH}_2)_{n-1}\text{CO}_2\text{H}$ may be converted to $(\text{CH}_2)_n\text{NHR}^1\text{R}^{1'}$ by reaction with an activating agent such as isobutyl chloroformate followed by an amine $\text{R}^1\text{R}^{1'}\text{NH}_2$ and the resulting amide reduced with a reducing agent such as LiAlH_4 .

In a second instance, an N-protected piperidine containing an alcohol bearing substituent undergoes a Mitsunobu reaction (for example as reviewed in Mitsunobu, *Synthesis*, (1981), 1), for example with succinimide in the presence of diethyl azodicarboxylate and triphenylphosphine to give the phthalimidoethylpiperidine. Removal of the phthaloyl group, for example by treatment with methylhydrazine, gives the amine of formula (V).

30 Compounds of formula (V) where $n=1$ or 2 may be prepared from the compound where $n=0$ by homologation eg starting from a compound of formula (V) where
35 $\text{Y}=\text{CO}_2\text{H}$.

Conversions of R^{1'}, R^{2'}, R^{3'} and R^{4'} may be carried out on the intermediates of formulae (IV), (V) and (Vb) prior to their reaction to produce compounds of formula (I) in the same way as described above for conversions after their reaction.

Where a *trans*-substituted compound of formula (I) is required, a *trans*-substituted piperidine moiety of formula (V) may be prepared from the corresponding *cis* isomer of formula (V) having an R^{3'} vinyl group in the 3-position with a substituent that can subsequently be converted to the required group (CH₂)_nY, for example CH₂CO₂R (where R is an alkyl group eg methyl or ethyl), by heating in formaldehyde.

The pharmaceutical compositions of the invention include those in a form adapted for oral, topical or parenteral use and may be used for the treatment of bacterial infection in mammals including humans.

The antibiotic compounds according to the invention may be formulated for administration in any convenient way for use in human or veterinary medicine, by analogy with other antibiotics.

The composition may be formulated for administration by any route, such as oral, topical or parenteral. The compositions may be in the form of tablets, capsules, powders, granules, lozenges, creams or liquid preparations, such as oral or sterile parenteral solutions or suspensions.

The topical formulations of the present invention may be presented as, for instance, ointments, creams or lotions, eye ointments and eye or ear drops, impregnated dressings and aerosols, and may contain appropriate conventional additives such as preservatives, solvents to assist drug penetration and emollients in ointments and creams.

The formulations may also contain compatible conventional carriers, such as cream or ointment bases and ethanol or oleyl alcohol for lotions. Such carriers may be present as from about 1% up to about 98% of the formulation. More usually they will form up to about 80% of the formulation.

Tablets and capsules for oral administration may be in unit dose presentation form, and may contain conventional excipients such as binding agents, for example syrup, acacia, gelatin, sorbitol, tragacanth, or polyvinylpyrrolidone; fillers, for example lactose, sugar, maize-starch, calcium phosphate, sorbitol or glycine; tableting lubricants, for example magnesium stearate, talc, polyethylene glycol or silica; disintegrants, for example potato starch; or acceptable wetting agents such as sodium lauryl sulphate. The tablets may be coated according to methods well known in normal pharmaceutical practice. Oral liquid preparations may be in the form of, for example, aqueous or oily suspensions, solutions, emulsions, syrups or elixirs, or may be presented as a dry product for reconstitution with water or other suitable vehicle before use. Such liquid preparations may contain conventional additives, such as suspending agents, for example

sorbitol, methyl cellulose, glucose syrup, gelatin, hydroxyethyl cellulose, carboxymethyl cellulose, aluminium stearate gel or hydrogenated edible fats, emulsifying agents, for example lecithin, sorbitan monooleate, or acacia; non-aqueous vehicles (which may include edible oils), for example almond oil, oily esters such as glycerine, propylene glycol, or ethyl alcohol; preservatives, for example methyl or propyl p-hydroxybenzoate or sorbic acid, and, if desired, conventional flavouring or colouring agents.

Suppositories will contain conventional suppository bases, e.g. cocoa-butter or other glyceride.

For parenteral administration, fluid unit dosage forms are prepared utilizing the compound and a sterile vehicle, water being preferred. The compound, depending on the vehicle and concentration used, can be either suspended or dissolved in the vehicle. In preparing solutions the compound can be dissolved in water for injection and filter sterilised before filling into a suitable vial or ampoule and sealing.

Advantageously, agents such as a local anaesthetic, preservative and buffering agents can be dissolved in the vehicle. To enhance the stability, the composition can be frozen after filling into the vial and the water removed under vacuum. The dry lyophilized powder is then sealed in the vial and an accompanying vial of water for injection may be supplied to reconstitute the liquid prior to use. Parenteral suspensions are prepared in substantially the same manner except that the compound is suspended in the vehicle instead of being dissolved and sterilization cannot be accomplished by filtration. The compound can be sterilised by exposure to ethylene oxide before suspending in the sterile vehicle. Advantageously, a surfactant or wetting agent is included in the composition to facilitate uniform distribution of the compound.

The compositions may contain from 0.1% by weight, preferably from 10-60% by weight, of the active material, depending on the method of administration. Where the compositions comprise dosage units, each unit will preferably contain from 50-500 mg of the active ingredient. The dosage as employed for adult human treatment will preferably range from 100 to 3000 mg per day, for instance 1500 mg per day depending on the route and frequency of administration. Such a dosage corresponds to 1.5 to 50 mg/kg per day. Suitably the dosage is from 5 to 20 mg/kg per day.

No toxicological effects are indicated when a compound of formula (I) or a pharmaceutically acceptable salt or *in vivo* hydrolysable ester thereof is administered in the above-mentioned dosage range.

The compound of formula (I) may be the sole therapeutic agent in the compositions of the invention or a combination with other antibiotics or with a β -lactamase inhibitor may be employed.

Compounds of formula (I) are active against a wide range of organisms including both Gram-negative and Gram-positive organisms.

The following examples illustrate the preparation of certain compounds of formula (I) and the activity of certain compounds of formula (I) against various bacterial organisms.

Example 1. [3R, 4S]-1-Heptyl-4-[N-methyl-N-(6-methoxy-quinazolin-4-yl)-2-aminoethyl]-3-ethenylpiperidine

(a) [3R,4S]-3-Ethenyl-4-piperidineacetic acid

10 The title compound was prepared by modification of the procedure described by W.E. Daering and J.D. Chanley, *J. Amer. Chem. Soc.*, 1946, 68, 586 whereby quinone (225g, 0.70 mol) in t-butylalcohol (1l) and water (10 ml) was treated with potassium t-butoxide (170g, 1.5 mol). The mixture was stirred at 30C, while air was bubbled through the mixture for 3 days. The mixture was diluted with diethylether and water and the
15 layers separated. The aqueous phase was extracted with ethyl acetate. The combined diethyl ether and ethyl acetate extracts were dried over magnesium sulfate and evaporated to give recovered starting material (97.6g, 43% recovery). The aqueous phase was acidified to pH5 with 5M hydrochloric acid. The precipitate was collected by filtration and washed with water and methanol. The filtrate contained [3R,4S]-3-Ethenyl-4-
20 piperidineacetic acid.

(b) [3R,4S]-1-(t-Butyloxycarbonyl)-3-ethenyl-4-piperidine acetic acid

Example 1a (96g, 0.57 mol) in dichloromethane (900 ml) and methanol (180 ml) was stirred while triethylamine (150 ml, 1.07 mol) were added. The mixture was stirred
25 for 18h and evaporated. The residue was diluted with ethyl acetate and 2.5 m hydrochloric acid. The layers were separated and the aqueous phase extracted twice more with ethyl acetate. The combined organic extracts were extracted three times with sodium carbonate solution. The aqueous extracts were acidified to pH 2.5 with 5M hydrochloric acid and extracted with ethyl acetate three times. The combined organic
30 extracts were washed with brine, dried over magnesium sulfate and evaporated to give the title compound as a buff solid (81.7g, 43%):

δ_{H} (CDCl₃, 250 MHz) 5.89-5.68 (1H, m), 5.23-5.06 (2H, m), 4.12 (1H, brs), 3.95 (2H, d, *J* 13Hz), 3.04 (1H, dd, *J* 3 and 9 Hz), 2.87 (1H, brs), 2.48-2.05 (4H, m), 1.63-1.35 (2H, m), and 1.45 (9H, s).

(c) [3R, 4S]-1-Heptyl-4-(methylaminocarboxymethyl)-3-ethenylpiperidine

Example 1b (3g, 11.2 mmol) in ethyl acetate (50ml) was treated with 4-methylmorpholine (1.44 ml, 13.1 mmol) and isobutylchloroformate (1.8 ml, 13.9 mmol). After stirring for 1h the mixture was filtered and cooled in ice. Methylamine gas was bubbled through the mixture for 0.5h and the mixture stirred for a further 3h, then filtered, evaporated and purified on silica eluting with ethyl acetate to give a golden oil. Treatment of the oil with trifluoroacetic acid (9 ml) in dichloromethane (15 ml) for 1h, followed by evaporation and treatment with 1-iodoheptane (2.07 ml, 13.2 mmol) in dimethylformamide (15ml) in the presence of potassium carbonate (2.92g, 20.8 mmol) gave the title compound (2.61g), ν_{\max} (film) 1647, 1558, and 1466 cm^{-1} .

5

(d) [3R, 4S]-1-Heptyl-4-(2-methylaminoethyl)-3-ethenyl piperidine

The product from 1(c) (0.56g, 2.0 mmol) in tetrahydrofuran (15ml) was treated with lithium aluminium hydride (0.23g, 3 equiv) and heated at reflux for 3h. After allowing to cool the reaction was quenched with dilute sodium hydroxide, filtered through celite, and evaporated to give an oil (0.25g, 50%) MH^+ 267.

15

(e) Title compound.

The product from 1(d) (0.20g, 0.75 mmol) was heated with 4-chloro-6-methoxyquinazoline (Smith *et al*, *J. Amer. Chem. Soc.*, 1946, 68, 1301) (0.067g, 0.34 mmol) at 160°C for 18h. The mixture was cooled, diluted with dichloromethane, washed with sodium carbonate solution, dried and evaporated. Purification on silica gel eluting with methanol-chloroform-ammonia (5:95:0.5) gave a fawn oil (0.11g, 75%), MH^+ 425

20

Example 2. [3R, 4S]-1-Heptyl-4-[2-(6-methoxyquinazolin-4-oxy)ethyl]-3-ethenylpiperidine

25

(a) Methyl [3R,4S]-3-ethenyl-4-piperidine acetate hydrochloride

Thionyl chloride (20ml) was added dropwise to a solution of Example 1b (10.0g, 37.1mmol) in methanol (400ml). The mixture was heated at reflux for 4 hours and then concentrated *in vacuo*. The residue was diluted with toluene and concentrated (x 3) to yield the title compound (8.10g, 100%).

30

δH (d_6 DMSO) 9.18 (1H, br s, exch.), 8.82 (1H, br s, exch), 6.03 (1H, m), 5.14 (2H, m), 3.59 (3H, s), 3.20-2.91 (4H, m), 2.62 (1H, m), 2.33-2.20 (3H, m), 1.80-1.52 (3H, m). MS (+ve ion electropray) m/z 184 (MH^+).

35

(b) Methyl [3R,4S]-1-heptyl-3-ethenyl-4-piperidine acetate

Example 2a (8.1g, 36.9mmol) was dissolved in dry dimethylformamide (5ml) and n-heptyl bromide (0.172ml) and potassium carbonate (76mg) were added. The reaction

mixture was heated to 80° with stirring for 2 hours, allowed to cool, diluted with water (10ml) and extracted with ethyl acetate (3 x 20ml). The combined organic extracts were dried over anhydrous magnesium sulphate, filtered and evaporated. The product was purified by chromatography on silica gel eluting with 50% ethyl acetate in hexane to give the title compound (9.71g, 94%).

δ H (CDCl₃) 6.08 (1H, m), 5.03 (2H, m), 3.68 (3H, s), 2.79-2.62 (2H, m), 2.42-1.20 (20H, m), 0.89 (3H, t, *J* 6.7Hz). MS (+ve ion electrospray) *m/z* 282 (MH⁺).

(c) [3R,4S]-1-Heptyl-3-ethenyl-4-(2-hydroxyethyl)-piperidine.

Lithium aluminium hydride (750mg, 19.7mmol) was added to a solution of Example 2b (2.5g, 9.8mmol) in tetrahydrofuran (100ml) at 0°C and the mixture stirred for 1 hour at that temperature. Water (0.75ml) was added, followed by 10% aqueous sodium hydroxide solution (1.1ml) and then water (1.9ml). The mixture was stirred for 1 hour and then filtered. The filtrate was concentrated *in vacuo* to yield the title compound as a orange oil (2.5g, 100%).

δ H (CDCl₃) 6.12 (1H, m), 5.05 (2H, m), 3.67 (2H, t, *J* 6.5Hz), 2.76 (2H, m), 2.38-1.20 (21H, m), 0.89 (3H, t, *J* 6.8Hz). MS (+ve ion electrospray) *m/z* 254 (MH⁺).

(d) Title compound

Example 2c (200 mg, 0.79 mmol) was dissolved in dry DMSO (3 ml) and treated with sodium (20 mg, 0.87 mmol) under argon. The reaction mixture was stirred for 2 hours at room temperature, treated with 4-chloro-6-methoxyquinazoline (Smith *et al*, *J. Amer. Chem. Soc.*, 1946, 68, 1301) (154 mg, 0.79 mmol) and then heated at 60°C for 15 hours. The mixture was diluted with water and the product extracted with ethyl acetate (x3). The organic phase was dried over magnesium sulphate, filtered and concentrated *in vacuo*. The product was purified by chromatography on silica gel eluting with chloroform/methanol/35% ammonia solution (98:1.8:0.2) to yield the title compound (160 mg, 49%): MS (+ve ion electrospray) *m/z* 412 (MH⁺).

Example 3. 1-Heptyl-4-(6-methoxy-1,5-naphthyridin-4-yl)aminocarbonyl piperidine

(a) 1-Heptylpiperidine-4-carboxylic acid

i) Benzyl 1-tert-butyloxycarbonylpiperidine-4-carboxylate

To a solution of 1-tert-butyloxycarbonylpiperidine-4-carboxylic acid (10 g, 43.7 mmol) and benzyl bromide (5.7 ml, 48 mmol) in dimethylformamide (100 ml) was added potassium carbonate (30.5 g, 222 mmol). This mixture was stirred for 12 h and ethyl acetate (100 ml) was added and washed successively with water (100 ml), brine (100 ml)

and saturated sodium bicarbonate solution (100 ml). The organic phase was dried (MgSO₄), filtered and evaporated to give a colourless oil (10.39 g, 75%). MS m/z 320.

ii) Benzyl piperidine-4-carboxylate

Benzyl 1-tert-butyloxycarbonylpiperidine-4-carboxylate (10.39 g, 32.6 mmol) was dissolved in dichloromethane (40 ml) and trifluoroacetic acid (40 ml) was added and the resulting mixture was stirred for 1 h. Evaporation of the solvents gave the title compound (12.37 g) as the trifluoroacetate salt in the form of an oil. MS m/z 220

iii) Benzyl 1-heptylpiperidine-4-carboxylate

To a solution of benzyl piperidine-4-carboxylate (12.37g, 32.6 mmol) in dimethylformamide (100 ml) was added potassium carbonate (14.95 g, 107.6 mmol) and heptyl iodide (5.9 ml, 36 mmol) and the resulting solution was stirred for 12 h. Ethyl acetate (500 ml) was added and was washed with water (2 x 500 ml). The organic phase was dried (MgSO₄), filtered and evaporated to give an oil. Flash chromatography (silica gel, ethyl acetate as eluent) gave a colourless oil (6.58 g, 63%). MS m/z 318

iv) Title compound

To a solution of Benzyl 1-heptylpiperidine-4-carboxylate (6.58 g, 20.8 mmol) in ethanol (100 ml) was added palladium supported on charcoal (10% palladium, 1.0 g). The mixture was treated with hydrogen (1 atmosphere) and allowed to stir for 12 h. Filtration and evaporation of the mixture gave a colourless solid (4.38 g, 93%). MS m/s (228)

(b) 4-Hydroxy-6-methoxy-[1,5]naphthyridine-3-carboxylic acid ethyl ester

3-Amino-6-methoxypyridine (12.41 g) and diethyl ethoxymethylene malonate (20.2 ml) in Dowtherm A (400 ml) were heated at reflux, under argon for 1h. The cooled reaction mixture was poured onto pentane (1 litre). The precipitated solid was collected by filtration, washing with pentane. Drying afforded the title compound (24.78 g, crude).

(c) 4-Hydroxy-6-methoxy-[1,5]naphthyridine-3-carboxylic acid

Example 3b (642 mg) in 10% aqueous sodium hydroxide (115 ml) was heated at reflux for 1.5h. The reaction mixture was cooled then acidified with glacial acetic acid. The precipitated solid was collected by filtration and washed with water. Drying *in vacuo* afforded the title compound as a beige solid (542 mg). m/z: 221 (MH⁺).

(d) 4-Chloro-6-methoxy-[1,5]naphthyridine

Example 3c (6.82 g) was heated in quinoline (20 ml) at reflux for 2h, the mixture was cooled and poured into ether (200 ml) and the orange solid was filtered and washed with ether (5 x 200 ml). A sample (3.87 g) of the dried solid was treated with phosphorus oxychloride (30 ml) at room temp for 3h, the solvent was removed in vacuo and the residue quenched with crushed ice (200 g). The mixture was basified with ammonia

solution and filtered. The solid was washed with DCM (10 x 100 ml) and which were combined and evaporated. Flash chromatography (SiO₂, DCM as eluent) gave the title compound as a yellow solid (3.00 g). m/z: 195,197 (MH⁺).

5 (e) 4-Amino-6-methoxy-[1,5]naphthyridine

A solution of Example 3d (2.00 g) in pyridine (30 ml) was treated with n-propylamine hydrochloride (6 g) and the mixture heated at reflux for 16h. The reaction mixture was cooled and partitioned between water and ethyl acetate. The aqueous phase was washed with ethyl acetate, the combined organics dried (Na₂SO₄) and the solvent
10 removed under reduced pressure. Purification by chromatography on silica gel eluting with 5-10% methanol in dichloromethane afforded the title compound as a yellow solid (1.00 g).

¹H NMR (CDCl₃) δ: 4.05 (3H, s), 5.36 (2H, bs), 6.71 (1H, d, J=5 Hz), 7.08 (1H, d, J=9Hz), 8.10 (1H, d, J=9Hz), 8.40 (1H, d, J=5Hz).

15 m/z: 176 (MH⁺).(f) Title compound

To a solution of Example 3a (114 mg), diisopropylamine (0.088 ml), and O-(7-azabenzotriazol-1-yl)-N,N,N',N'-tetramethyluronium hexafluorophosphate (HATU) (190 mg) in dimethylformamide (DMF) (1 ml) was added Example 3e (87.5 mg) in DMF (1 ml). The mixture was stirred for 18 h at room temperature. Evaporation of the solvent and
20 aqueous work up with dichloromethane gave after flash chromatography on silica gel eluting with ethyl acetate-hexane the title compound as a colourless oil. The free base was treated with oxalic acid in ether and the resulting solid was collected, triturated with ether, to afford the oxalate salt as a colourless solid (150 mg).

MS (+ve ion electrospray) m/z 385 (MH⁺).

25

Example 4. [3R, 4S]-1-Heptyl-3-ethenyl-4-N-(6-methoxy-1,5-naphthyridin-4-yl)-piperidineacetamide

(a) [3R, 4R]-1-tert-Butyloxycarbonyl-3-ethenyl-N-(6-methoxy-1,5-naphthyridin-4-yl) piperidine-4-acetamide

30 Example 1b (538 mg) and Example 3e (350 mg) were coupled using the procedure of Example 3f.

(b) [3R, 4R]-3-ethenyl-N-(6-methoxy-1,5-naphthyridin-4-yl) piperidine-4-acetamide

Treatment of the compound of Example 4a (850 mg) with trifluoroacetic acid (3 ml) and dichloromethane (DCM) (5 ml) for 1 h at room temperature gave, after
35 evaporation, the trifluoroacetate salt of the amine. Addition of sodium bicarbonate

solution to the residue and extraction with DCM gave the free base as a yellow oil (650 mg).

5 (c) Title compound

The free base Example 4b (650 mg) was treated with heptaldehyde (0.42 mg) and methanol (10 ml), the resulting solution was stirred for 30 min before the addition of sodium triacetoxyborohydride (636 mg). The mixture was stirred at room temp for 4 h, evaporated and the residue subjected to aqueous work up with dichloromethane. The
10 crude N-heptyl compound was chromatographed on silica gel eluting with methanol-dichloromethane to give the title compound as a colourless oil. The free base was treated with oxalic acid in ether and the resulting solid was collected, triturated with ether, to afford the oxalate salt as a colourless solid (391 mg).
MS (+ve ion electrospray) m/z 425 (MH+).

15

Example 5. [3R,4S]-1-Heptyl-3-ethenyl-4-[2-(R,S)-hydroxy-3-(6-methoxy-1,5-naphthyridin-4-yl)propyl]piperidine

(a) 6-Methoxy-4-methyl-1,5-naphthyridine

5-Amino-2-methoxypyridine (12.5 g, 100 mmol) and iron(III) chloride
20 hexahydrate were stirred at 70 °C in acetic acid (320 ml). Methyl vinyl ketone (8.8 ml, 105 mmol) was added dropwise over 10 min. The mixture was stirred at this temperature for 2 h then cooled to room temperature. The acetic acid was evaporated and the residue was treated with sodium hydroxide solution (40% aqueous, 200 ml). The mixture was then extracted with EtOAc (5 x 400 ml), the combined extracts were then evaporated and
25 chromatography (SiO₂, 50% EtOAc/hexane to 100% EtOAc) gave a dark brown solid (5.54 g, 32%). LCMS m/z 175.

(b) N-Methyl-N-methoxy-[3R,4S]-1-(t-butyloxycarbonyl)-3-ethenyl-4-piperidine acetamide

30 To a solution of the acid of Example 1b (10 g, 37 mmol) in dimethylformamide (80 ml) was added, sequentially, diisopropylethylamine (74 mmol, 12.9 ml), N-methoxymethylamine hydrochloride (37 mmol, 3.61 g) and O-(7-azabenzotriazol-1-yl)-N,N,N',N'-tetramethyluronium hexafluorophosphate (37 mmol, 14.07 g). The mixture was stirred at room temperature overnight and the solvent was then evaporated. The residue
35 was dissolved in EtOAc (100 ml) and washed with water (100 ml), saturated sodium bicarbonate solution (100 ml) and brine (100 ml). The solvent was removed and the residue (11 g, 95%) used in the next step. LCMS m/z 313

(c) N-Methyl-N-methoxy-[3R,4S]-3-ethenyl-4-piperidine acetamide

The acetamide of Example 5b (11 g, 35 mmol) was dissolved in dichloromethane (50 ml) and trifluoroacetic acid (30 ml) added. The mixture was stirred at room
5 temperature for 1 h and then evaporated. The residue was treated with sodium bicarbonate solution (saturated, 100 ml) and dichloromethane (100 ml). The mixture was stirred rapidly for 5 min and the layers separated. The aqueous layer was washed with dichloromethane (100 ml) and neutralised (pH 7) and further washed with DCM (50 ml). The aqueous layer was treated with aqueous sodium hydroxide solution (pH 14) and
10 further extracted with dichloromethane (2 x 50 ml) and ethyl acetate (150 ml). The combined organic extracts were evaporated to give the title compound as an orange oil (6 g, 81%). LCMS m/z 213

(d) N-Methyl-N-methoxy-[3R,4S]-1-heptyl-3-ethenyl-4-piperidine acetamide

The acetamide of Example 5c (6 g, 28.3 mmol) was dissolved in methanol (50 ml) and heptaldehyde (40 mmol, 5.6 ml) added and the mixture stirred for 1 h. Sodium triacetoxyborohydride (45 mmol, 9.54 g) was added and the mixture stirred for 3 h. The solvent was evaporated and the residue treated with sodium bicarbonate solution (saturated, 100 ml) and dichloromethane (100 ml). The mixture was stirred rapidly for 5
20 min and the layers separated. The organic layer was washed with brine (50 ml) and then evaporated. The residue was chromatographed (SiO₂, EtOAc to 20% methanol/EtOAc) to give a dark brown oil (6.48 g, 74%). LC MS m/z 311

(e) N-Methyl-N-methoxy-[3R,4S]-1-heptyl-3-ethenyl-4-piperidine acetaldehyde

The acetamide of Example 5d (6.48 g, 20.9 mmol) in tetrahydrofuran (30 ml) was added dropwise to a solution of lithium aluminium hydride (23 mmol, 1M in ether, 23 ml) in ether (50 ml) at -50 °C over 15 min. After a further 10 min the temperature was raised to 5 °C and cooled immediately to -50 °C again. A solution of NaHSO₄ (5 g in 50 ml) was added dropwise and the temperature allowed to warm to ambient. The mixture was
30 stirred for a further 1 h and then filtered through celite. Chromatography (SiO₂, EtOAc) gave an orange oil (1.2 g, 23 %). LCMS m/z 252

(f) Title compound

Lithium diisopropylamide (2.1 mmol, 1.5 M, 1.4 ml) was added to cooled
35 tetrahydrofuran (2 ml) under argon at -78 °C. A solution of Example 5a (2 mmol, 348 mg) in tetrahydrofuran (3 ml) was added dropwise and the mixture stirred for 30 min. The acetaldehyde Example 5e (2 mmol, 536 mg) in tetrahydrofuran (3 ml) was then added

dropwise and the mixture stirred for 30 min at -78°C and 3 h at room temperature. acetic acid (5 drops) was then added followed by scavenger resin (polymer- tosylhydrazine, 2.42 mmol/g, 3 equivalents, 6 mmol, 2.5 g). The mixture was then stirred for 1 h. The resin was filtered and washed with dichloromethane (20 ml) and the organic solvents
5 evaporated. Chromatography (SiO_2 , dichloromethane to 2% methanol/ dichloromethane) gave a yellow oil (300 mg, 35%). LCMS m/z 426.

Example 6. [3R,4S]-1-Heptyl-4-N-(6-methoxy-1,5-naphthyridin-4-yl)-3,4-piperidinediacetamide oxalate

10 (a) [3R,4S]-1-Benzyloxycarbonyl-3-ethenyl-4-piperidineacetic acid, methyl ester
Benzyl chloroformate (8.34ml, 58.2 mmol) was added dropwise to a solution of Example 2a (9.70g, 52.4 mmol) and triethylamine (8.15ml, 58.2 mmol) in dry dichloromethane (100ml) with cooling. After overnight stirring, the mixture was washed with dilute hydrochloric acid and water, dried and evaporated. Chromatography on silica
15 gel (1:1 ethyl acetate/petrol) gave the title compound (10.91g, 66%).
MS (+ve ion electrospray) m/z 318 (MH+)

(b) [3R,4S]-1-Benzyloxycarbonyl-3-(2-hydroxyethyl)-4-piperidineacetic acid, methyl ester.

20 A solution of Example 6a (9.75g, 30.7 mmol) in dry tetrahydrofuran (200ml) was treated with 9-borabicyclo[3.3.1]nonane (0.5M in hexane, 134.5ml, 67.25 mmol) and stirred overnight at room temperature. The mixture was then cooled in ice and treated with 2M aqueous sodium hydroxide (42ml) followed by slow addition of 30% hydrogen
25 peroxide (28ml). After stirring for 1.5 hours, ethyl acetate and water were added and the phases separated. The aqueous phase was re-extracted (ethyl acetate) and the combined organics were washed with water and brine, dried and evaporated. Chromatography on silica gel (2-5% methanol/dichloromethane) gave the title compound (4.55g, 44%).
MS (+ve ion electrospray) m/z 336 (MH+)

30 (c) [3R,4S]-1-Benzyloxycarbonyl-3,4-piperidinediacetic acid, 3-tert-butyl-4-methyl diester.

To a solution of pyridinium dichromate (10.46g, 27.3 mmol) in dichloromethane (130ml) and dimethylformamide (45ml) were added tert-butanol (38.7ml, 409.5 mmol) and acetic anhydride (12.97ml, 136.5 mmol). A solution of Example 6b (4.55g, 13.65
35 mmol) in dichloromethane (50ml) was added and the mixture was stirred for 72 hours. The mixture was treated with ethanol and solid sodium bicarbonate, stirred for 1 hour, then filtered and evaporated. The residue was dissolved in ethyl acetate and water, filtered under suction and the phases were separated. The organic phase was washed with

water, dried and evaporated. Chromatography on silica gel (50-60% ether/petrol) gave the title compound (2.10g, 38%).

MS (+ve ion electrospray) m/z 406 (MH+)

- 5 (d) [3R,4S]-1-Heptyl-3,4-piperidinediacetic acid, 3-tert-butyl-4-methyl diester.

A solution of Example 6c (1.9g, 4.65 mmol) and heptanal (0.67ml, 4.8mmol) in methanol (50 ml) was hydrogenated over 10% palladium/charcoal (0.5g) at 10 psi for 16 hours. The mixture was filtered and evaporated to give the title compound (1.61g, 94%).

MS (+ve ion electrospray) m/z 370 (MH+)

10

- (e) [3R,4S]-1-Heptyl-3,4-piperidinediacetic acid, 3-tert-butyl ester.

A solution of Example 6d (1.79g, 3.82 mmol) in 1,4-dioxane (76ml) was treated with 2M sodium hydroxide (3.8ml, 7.6 mmol) and stirred for 72 hours. The mixture was filtered and evaporated, and the residue was partitioned between water and ethyl acetate.

- 15 The aqueous phase was neutralised to pH7, saturated with sodium chloride and extracted with methanol/ethyl acetate. The extracts were dried and evaporated to give the title compound (1.01g, 74%).

MS (+ve ion electrospray) m/z 356 (MH+)

- 20 (f) [3R,4S]-1-Heptyl-3-(tert-butoxycarbonylmethyl)-4-N-(6-methoxy-[1,5]-naphthyridin-4-yl)-4-piperidineacetamide

Example 6e (0.5g, 1.3 mmol) in dry dichloromethane (10ml) was treated with dimethyl formamide (1 drop) and oxalyl chloride (0.65ml, 7.5 mmol). After stirring for 4 hours, the mixture was evaporated to dryness. The residue was dissolved in toluene, re-
25 evaporated, then dissolved in dry dimethylformamide (10ml). To this solution was added Example 3e (0.34g, 1.9 mmol), 4-dimethylaminopyridine (20mg) and triethylamine (0.26ml). After stirring for 72 hours, the mixture was evaporated and the residue was dissolved in ethyl acetate, washed with water, dried and evaporated to give the title compound (0.38g, 57%).

- 30 MS (+ve ion electrospray) m/z 513 (MH+)

- (g) [3R,4S]-1-Heptyl-3-carboxymethyl-4-N-(6-methoxy-[1,5]-naphthyridin-4-yl)-4-piperidineacetamide

- 35 Example 6f (0.35g, 0.68mmol) was dissolved in 2M hydrochloric acid (2ml) with gentle warming and the solution was allowed to stand for 2 hours at room temperature. The solution was then neutralised with sodium bicarbonate and extracted with ethyl acetate/methanol. The extract was extracted three times with sodium bicarbonate, and

this extract was neutralised and extracted several times with ethyl acetate/methanol. The extract was dried and evaporated to give the title compound (0.1g). Evaporation of the aqueous solution to dryness and further extraction of the residue with dichloromethane/methanol gave more title compound (0.13g; total 0.23g, 74%).

5 MS (+ve ion electrospray) m/z 457 (MH+)

(h) Title compound

Example 6g (0.06g, 0.13mmol) in dry dichloromethane (2.5ml) was treated with oxalyl chloride (0.055ml, 0.66 mmol) and dimethyl formamide (1 drop) and the mixture was stirred, with further additions of oxalyl chloride (0.03ml) until acid chloride formation was complete. The mixture was evaporated and the residue was dissolved in toluene, re-evaporated and dissolved in dry dimethyl formamide (2.5ml). Ammonia was bubbled through the solution for 15 minutes, then the mixture was stirred for 2 hours and evaporated. The residue was extracted with ethyl acetate/methanol, washed with brine, dried and evaporated. Chromatography on silica gel (5-10% methanol/dichloromethane) gave the free base of the title compound (46%).

10
15

$^1\text{H NMR}$ (CDCl_3); δ 0.88(3H, t, J=7), 1.28(9H, m), 1.62(2H, m), 1.84(2H, m), 2.25(1H, dd, J=13,4), 2.3-2.6(7H, m), 2.63(1H, m), 2.85-3.25(2H, m), 4.13(3H, s), 5.46(1H, s), 6.85(1H, broad), 7.17(1H, d, J=9), 8.21(1H, d, J=9), 8.48(1H, d, J=5), 8.69(1H, d, J=5), 9.39(1H, s).

20 MS (+ve ion electrospray) m/z 456 (MH+)

The free base was treated with 0.1M oxalic acid in ether (1.1ml) to give the title compound.

25 The following compounds were prepared by analogous methods to those described herein.

Example 7. [3R,4S]-1-Heptyl-4-N-(6-methoxy-1,5-naphthyridin-4-yl)-3-(1-(R,S), 2-dihydroxyethyl)-piperidineacetamide oxalate

30 **Example 8. [3R, 4S]-1-Heptyl-3-ethenyl-4-N-(6-methoxy-cinnolin-4-yl)-piperidineacetamide**

Biological Activity

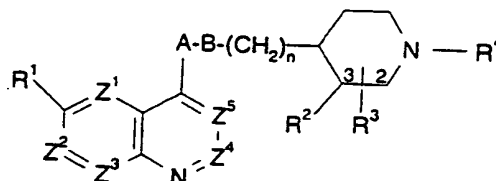
The MIC ($\mu\text{g/ml}$) of compounds 1 and 2 against various organisms was determined .

Organism	1	2
<i>S. aureus</i> Oxford	0.5	4
<i>S. aureus</i> WCUH29	0.5	4
<i>S. aureus</i> Carter 37	0.5	4
<i>E. faecalis</i> I	4	8
<i>M. catarrhalis</i> Ravasio	0.5	4
<i>S. pneumoniae</i> R6	0.5	8

Examples 3-6 had MIC values less than or equal to 1 against some of these organisms.

Claims

1. A compound of formula (I) or a pharmaceutically acceptable derivative thereof:



5

wherein:

(I)

one of Z^1 , Z^2 , Z^3 , Z^4 and Z^5 is N and the remainder are CH;

- 10 R^1 is hydrogen, hydroxy; (C₁₋₆) alkoxy optionally substituted by (C₁₋₆)alkoxy, amino, piperidyl, guanidino or amidino optionally N-substituted by one or two (C₁₋₆)alkyl, acyl or (C₁₋₆)alkylsulphonyl groups, NH₂CO, hydroxy, thiol, (C₁₋₆)alkylthio, heterocyclithio, heterocycloxy, arylthio, aryloxy, acylthio, acyloxy or (C₁₋
- 15 6)alkylsulphonyloxy; (C₁₋₆)alkoxy-substituted (C₁₋₆)alkyl; halogen; (C₁₋₆)alkyl; (C₁₋ 6)alkylthio; nitro; trifluoromethyl; azido; acyl; acyloxy; acylthio; (C₁₋₆)alkylsulphonyl; (C₁₋₆)alkylsulphoxide; arylsulphonyl; arylsulphoxide or an amino, piperidyl, guanidino or amidino group optionally N-substituted by one or two (C₁₋₆)alkyl, acyl or (C₁₋ 6)alkylsulphonyl groups;
- 20 either R^2 is hydrogen; and R^3 is in the 2- or 3-position and is hydrogen or (C₁₋₆)alkyl or (C₂₋₆)alkenyl optionally substituted with 1 to 3 groups selected from:
- 25 thiol; halogen; (C₁₋₆)alkylthio; trifluoromethyl; azido; (C₁₋₆)alkoxycarbonyl; (C₁₋₆)alkylcarbonyl; (C₂₋₆)alkenyloxycarbonyl; (C₂₋₆)alkenylcarbonyl; hydroxy optionally substituted by (C₁₋₆)alkyl, (C₂₋₆)alkenyl, (C₁₋₆)alkoxycarbonyl, (C₁₋ 6)alkylcarbonyl, (C₂₋₆)alkenyloxycarbonyl, (C₂₋₆)alkenylcarbonyl or aminocarbonyl wherein the amino group is optionally substituted by (C₁₋₆)alkyl, (C₂₋₆)alkenyl, (C₁₋ 6)alkylcarbonyl or (C₂₋₆)alkenylcarbonyl; amino optionally mono- or disubstituted by (C₁₋₆)alkoxycarbonyl, (C₁₋₆)alkylcarbonyl, (C₂₋₆)alkenyloxycarbonyl, (C₂₋ 6)alkenylcarbonyl, (C₁₋₆)alkyl, (C₂₋₆)alkenyl, (C₁₋₆)alkylsulphonyl, (C₂₋ 6)alkenylsulphonyl or aminocarbonyl wherein the amino group is optionally substituted by (C₁₋₆)alkyl or (C₂₋₆)alkenyl; aminocarbonyl wherein the amino group is optionally mono- or disubstituted by (C₁₋₆)alkyl, (C₂₋₆)alkenyl, (C₁₋₆)alkoxycarbonyl,
- 30

(C₁₋₆)alkylcarbonyl, (C₂₋₆)alkenyloxycarbonyl or (C₂₋₆)alkenylcarbonyl]; oxo; (C₁₋₆)alkylsulphonyl; (C₂₋₆)alkenylsulphonyl; or (C₁₋₆)aminosulphonyl wherein the amino group is optionally substituted by (C₁₋₆)alkyl or (C₂₋₆)alkenyl; or

- 5 R³ is in the 3-position and R² and R³ together are a divalent residue =CR⁵¹R⁶¹ where R⁵¹ and R⁶¹ are independently selected from H, (C₁₋₆)alkyl, (C₂₋₆)alkenyl, aryl(C₁₋₆)alkyl and aryl(C₂₋₆)alkenyl, any alkyl or alkenyl moiety being optionally substituted by 1 to 3 groups selected from those listed above for substituents on R³;
- 10 R⁴ is a group -CH₂-R⁵ in which R⁵ is selected from:
 (C₃₋₁₂)alkyl; hydroxy(C₃₋₁₂)alkyl; (C₁₋₁₂)alkoxy(C₃₋₁₂)alkyl; (C₁₋₁₂)alkanoyloxy(C₃₋₁₂)alkyl; (C₃₋₆)cycloalkyl(C₃₋₁₂)alkyl; hydroxy-, (C₁₋₁₂)alkoxy- or (C₁₋₁₂)alkanoyloxy-(C₃₋₆)cycloalkyl(C₃₋₁₂)alkyl; cyano(C₃₋₁₂)alkyl; (C₂₋₁₂)alkenyl; (C₂₋₁₂)alkynyl; tetrahydrofuryl; mono- or di-(C₁₋₁₂)alkylamino(C₃₋₁₂)alkyl;
 15 acylamino(C₃₋₁₂)alkyl; (C₁₋₁₂)alkyl- or acyl-aminocarbonyl(C₃₋₁₂)alkyl; mono- or di-(C₁₋₁₂)alkylamino(hydroxy) (C₃₋₁₂)alkyl; optionally substituted phenyl(C₁₋₂)alkyl, phenoxy(C₁₋₂)alkyl or phenyl(hydroxy)(C₁₋₂)alkyl; optionally substituted diphenyl(C₁₋₂)alkyl; optionally substituted phenyl(C₂₋₃)alkenyl; optionally substituted benzoyl or benzoylmethyl; optionally substituted heteroaryl(C₁₋₂)alkyl; and optionally substituted,
 20 heteroaroyl or heteroaroylmethyl;

n is 0, 1 or 2;

- A is NR¹¹, O, S(O)_x or CR⁶R⁷ and B is NR¹¹, O, S(O)_x or CR⁸R⁹ where x is 0, 1 or 2
 25 and wherein:
 each of R⁶ and R⁷ R⁸ and R⁹ is independently selected from: H; thiol; (C₁₋₆)alkylthio; halo; trifluoromethyl; azido; (C₁₋₆)alkyl; (C₂₋₆)alkenyl; (C₁₋₆)alkoxycarbonyl; (C₁₋₆)alkylcarbonyl; (C₂₋₆)alkenyloxycarbonyl; (C₂₋₆)alkenylcarbonyl; hydroxy, amino or aminocarbonyl optionally substituted as for corresponding substituents in R³; (C₁₋₆)alkylsulphonyl; (C₂₋₆)alkenylsulphonyl; or (C₁₋₆)aminosulphonyl wherein the amino group is optionally substituted by (C₁₋₆)alkyl or (C₁₋₆)alkenyl;
 30 or R⁶ and R⁸ together represent a bond and R⁷ and R⁹ are as above defined;
 or R⁶ and R⁸ together represent -O- and R⁷ and R⁹ are both hydrogen;
 or R⁶ and R⁷ or R⁸ and R⁹ together represent oxo;
 35 and each R¹¹ is independently H, trifluoromethyl, (C₁₋₆)alkyl, (C₁₋₆)alkenyl, (C₁₋₆)alkoxycarbonyl, (C₁₋₆)alkylcarbonyl, aminocarbonyl wherein the amino group is

optionally mono- or di-substituted by (C₁₋₆)alkoxycarbonyl, (C₁₋₆)alkylcarbonyl, (C₁₋₆)alkenyloxycarbonyl, (C₂₋₆)alkenylcarbonyl, (C₁₋₆)alkyl or (C₁₋₆)alkenyl;

provided that A and B cannot both be selected from NR¹, O and S(O)_x and when one of
5 A and B is CO the other is not CO, O or S(O)_x.

2. A compound according to claim 1 wherein Z¹ is N and Z²-Z⁵ are each CH or Z⁵ is N and Z¹-Z⁴ are each CH.

10 3. A compound according to claim 1 or 2 wherein R¹ is methoxy, amino(C₃₋₅)alkyloxy, guanidino(C₃₋₅)alkyloxy or fluoro, most preferably methoxy.

4. A compound according to any preceding claim wherein R³ is in the 3-position and is aminocarbonyl(C₁₋₆)alkyl, hydroxy(C₁₋₆)alkyl or 1,2-dihydroxy(C₂₋₆)alkyl
15 optionally substituted on the hydroxy group(s).

5. A compound according to any preceding claim wherein AB is NHCO, NHCOCH₂ or CH₂CH(OH)CH₂.

20 6. A compound according to any preceding claim wherein R⁴ is (C₅₋₁₀)alkyl, unsubstituted phenyl(C₂₋₃)alkyl or unsubstituted phenyl(C₃₋₄)alkenyl.

7. A compound according to claim 1 selected from:

25 [3R, 4S]-1-Heptyl-4-[N-methyl-N-(6-methoxy-quinazolin-4-yl)-2-aminoethyl]-3-ethenylpiperidine;

[3R, 4S]-1-Heptyl-4-[2-(6-methoxyquinazolin-4-oxy)ethyl]-3-ethenylpiperidine;

1-Heptyl-4-(6-methoxy-1,5-naphthyridin-4-yl)aminocarbonyl piperidine;

[3R, 4S]-1-Heptyl-3-ethenyl-4-N-(6-methoxy-1,5-naphthyridin-4-yl)-piperidineacetamide;

30 [3R,4S]-1-Heptyl-3-ethenyl-4-[2-(R,S)-hydroxy-3-(6-methoxy-1,5-naphthyridin-4-yl)propyl]piperidine;

[3R,4S]-1-Heptyl-4-N-(6-methoxy-1,5-naphthyridin-4-yl)-3,4-piperidinediacetamide;

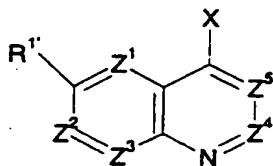
[3R,4S]-1-Heptyl-4-N-(6-methoxy-1,5-naphthyridin-4-yl)-3-(1-(R,S),2-dihydroxyethyl)-piperidineacetamide;

35 [3R, 4S]-1-Heptyl-3-ethenyl-4-N-(6-methoxy-cinnolin-4-yl)-piperidineacetamide, [or a pharmaceutically acceptable derivative of any of the foregoing compounds.

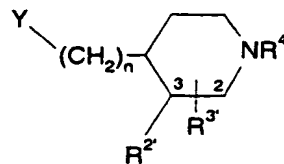
8. A process for preparing compounds of formula (I), or a pharmaceutically acceptable derivative thereof according to claim 1, which process comprises:

(a) reacting a compound of formula (IV) with a compound of formula (V):

5



(IV)



(V)

wherein Z^1 , Z^2 , Z^3 , Z^4 and Z^5 , m , n , R^1 , R^2 , R^3 and R^4 are as defined in formula (I), and X and Y may be the following combinations:

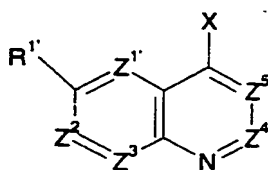
- 10 (i) X is M and Y is $CH_2CO_2R^X$
 (ii) X is CO_2RY and Y is $CH_2CO_2R^X$
 (iii) one of X and Y is $CH=SPh_2$ and the other is CHO
 (iv) X is CH_3 and Y is CHO
 (v) X is CH_3 and Y is CO_2R^X
- 15 (vi) X is CH_2CO_2RY and Y is CO_2R^X
 (vii) X is $CH=PR^Z_3$ and Y is CHO
 (viii) X is CHO and Y is $CH=PR^Z_3$
 (ix) X is halogen and Y is $CH=CH_2$
 (x) one of X and Y is COW and the other is $NHR^{11'}$ or NCO
- 20 (xi) one of X and Y is $(CH_2)_p-V$ and the other is $(CH_2)_qNHR^{11'}$, $(CH_2)_qOH$, $(CH_2)_qSH$ or $(CH_2)_qSCOR^X$ where $p+q=1$
 (xii) one of X and Y is CHO and the other is $NHR^{11'}$
 (xiii) one of X and Y is OH and the other is $-CH=N_2$

25 in which V and W are leaving groups, R^X and RY are (C_{1-6}) alkyl and R^Z is aryl or (C_{1-6}) alkyl;

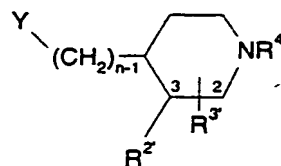
or

(b) reacting a compound of formula (IV) with a compound of formula (Vb):

30



(IV)



(Vb)

wherein Z^1, Z^2, Z^3, Z^4 and Z^5 , m, n, R^1, R^2, R^3 and R^4 are as defined in formula (I), X is $\text{CH}_2\text{NHR}^{11'}$ and Y is CHO or COW or X is CH_2OH and Y is $-\text{CH}=\text{N}_2$;

5

in which $R^{11'}, R^1, R^2, R^3$ and R^4 are R^{11}, R^1, R^2, R^3 and R^4 or groups convertible thereto, and thereafter optionally or as necessary converting $R^{11'}, R^1, R^2, R^3$ and R^4 to R^{11}, R^1, R^2, R^3 and R^4 , converting A-B to other A-B, interconverting R^{11}, R^1, R^2, R^3 and/or R^4 and forming a pharmaceutically acceptable derivative thereof.

10

9. A pharmaceutical composition comprising a compound of formula (I) or a pharmaceutically acceptable derivative thereof according to claim 1, and a pharmaceutically acceptable carrier.

15

10. A method of treatment of bacterial infections in mammals, particularly in man, which method comprises the administration to a mammal in need of such treatment of an effective amount of a compound of formula (I) or a pharmaceutically acceptable derivative thereof according to claim 1.

20

11. The use of a compound of formula (I) or a pharmaceutically acceptable derivative thereof according to claim 1 in the manufacture of a medicament for use in the treatment of bacterial infections in mammals.

25

12. A pharmaceutical composition for use in the treatment of bacterial infections in mammals comprising a compound of formula (I) or a pharmaceutically acceptable derivative thereof according to claim 1, and a pharmaceutically acceptable carrier.

INTERNATIONAL SEARCH REPORT

Int. l. Application No
PCT/GB 99/03366

A. CLASSIFICATION OF SUBJECT MATTER
IPC 7 C07D401/06 A61K31/4725 //(C07D401/06, 221:00, 211:00)

According to International Patent Classification (IPC) or to both national classification and IPC

B. FIELDS SEARCHED

Minimum documentation searched (classification system followed by classification symbols)
IPC 7 C07D

Documentation searched other than minimum documentation to the extent that such documents are included in the fields searched

Electronic data base consulted during the international search (name of data base and, where practical, search terms used)

C. DOCUMENTS CONSIDERED TO BE RELEVANT

Category *	Citation of document, with indication, where appropriate, of the relevant passages	Relevant to claim No.
P, X	WO 99 37635 A (COATES WILLIAM JOHN ;MASTERS PHILIP JOHN (GB); WARRACK JULIE DOROT) 29 July 1999 (1999-07-29) the whole document	1-12
Y	KAYIRERE M -G ET AL: "Synthesis and antibacterial activity of new 4-alkoxy, 4-aminoalkyl and 4-alkylthioquinoline derivatives" EUROPEAN JOURNAL OF MEDICINAL CHEMISTRY. CHIMICA THERAPEUTICA, FR, EDITIONS SCIENTIFIQUE ELSEVIER, PARIS, vol. 33, no. 1, page 55-63 XP004173056 ISSN: 0223-5234 the whole document	1-12

Further documents are listed in the continuation of box C.

Patent family members are listed in annex.

* Special categories of cited documents:

- "A" document defining the general state of the art which is not considered to be of particular relevance
- "E" earlier document but published on or after the international filing date
- "L" document which may throw doubts on priority claim(s) or which is cited to establish the publication date of another citation or other special reason (as specified)
- "O" document referring to an oral disclosure, use, exhibition or other means
- "P" document published prior to the international filing date but later than the priority date claimed

- "T" later document published after the international filing date or priority date and not in conflict with the application but cited to understand the principle or theory underlying the invention
- "X" document of particular relevance; the claimed invention cannot be considered novel or cannot be considered to involve an inventive step when the document is taken alone
- "Y" document of particular relevance; the claimed invention cannot be considered to involve an inventive step when the document is combined with one or more other such documents, such combination being obvious to a person skilled in the art.
- "a" document member of the same patent family

Date of the actual completion of the international search

4 February 2000

Date of mailing of the international search report

25/02/2000

Name and mailing address of the ISA
European Patent Office, P.B. 5816 Patentlaan 2
NL - 2280 HV Rijswijk
Tel. (+31-70) 340-2040, Tx. 31 651 epo nl,
Fax: (+31-70) 340-3016

Authorized officer

Stellmach, J

INTERNATIONAL SEARCH REPORT

Int'l Application No
PCT/GB 99/03366

C.(Continuation) DOCUMENTS CONSIDERED TO BE RELEVANT

Category	Citation of document, with indication, where appropriate, of the relevant passages	Relevant to claim No.
Y	GB 1 496 371 A (SERDEX) 30 December 1977 (1977-12-30) the whole document	1-12
Y	WO 97 03069 A (GLAXO GROUP LTD ; COCKERILL GEORGE STUART (GB); CARTER MALCOLM CLIV) 30 January 1997 (1997-01-30) cited in the application the whole document	1-12
Y	WO 96 15128 A (WARNER LAMBERT CO) 23 May 1996 (1996-05-23) the whole document	1-12
Y	WO 95 09853 A (CIBA GEIGY AG ; ZIMMERMANN JUERG (CH)) 13 April 1995 (1995-04-13) the whole document	1-12
Y	EP 0 823 429 A (KYOWA HAKKO KOGYO KK) 11 February 1998 (1998-02-11) the whole document	1-12
Y	EP 0 541 486 A (CIBA GEIGY AG) 12 May 1993 (1993-05-12) the whole document	1-12
Y	EP 0 304 493 A (KANEGAFUCHI CHEMICAL IND) 1 March 1989 (1989-03-01) the whole document	1-12
Y	EP 0 238 868 A (MICROBIAL CHEM RES FOUND) 30 September 1987 (1987-09-30) the whole document	1-12
A	EP 0 030 044 A (ACF CHEMIEFARMA NV) 10 June 1981 (1981-06-10) the whole document	1-12

INTERNATIONAL SEARCH REPORT

Information on patent family members

International Application No

PCT/GB 99/03366

Patent document cited in search report	Publication date	Patent family member(s)	Publication date	
WO 9937635	A	29-07-1999	AU 2717899 A	09-08-1999
GB 1496371	A	30-12-1977	BE 845271 A ES 450995 A FR 2321291 A	18-02-1977 01-09-1977 18-03-1977
WO 9703069	A	30-01-1997	AU 6613996 A EP 0843671 A HR 960316 A JP 11508906 T	10-02-1997 27-05-1998 28-02-1998 03-08-1999
WO 9615128	A	23-05-1996	US 5733913 A AU 711426 B AU 4107896 A BG 101326 A CZ 9701390 A EP 0790997 A FI 971953 A HU 76853 A IL 115970 A JP 10509452 T MD 970187 A NO 972198 A NZ 296456 A PL 320169 A SK 60997 A US 5952342 A ZA 9509675 A CA 2199964 A	31-03-1998 14-10-1999 06-06-1996 30-04-1998 18-02-1998 27-08-1997 12-05-1997 29-12-1997 20-06-1999 14-09-1998 28-02-1999 13-05-1997 29-09-1999 15-09-1997 06-05-1998 14-09-1998 29-05-1996 23-05-1996
WO 9509853	A	13-04-1995	AU 691834 B AU 7697794 A CA 2148928 A CN 1115982 A CZ 9501722 A EP 0672041 A FI 952607 A HU 72609 A JP 2983636 B JP 8504215 T NO 952132 A NZ 273617 A PL 309225 A SG 45183 A US 5728708 A ZA 9407657 A	28-05-1998 01-05-1995 13-04-1995 31-01-1996 13-03-1996 20-09-1995 29-05-1995 28-05-1996 29-11-1999 07-05-1996 30-05-1995 26-11-1996 02-10-1995 16-01-1998 17-03-1998 03-04-1995
EP 0823429	A	11-02-1998	AU 700840 B AU 6292796 A NO 974890 A NZ 311790 A US 5977165 A CA 2218981 A WO 9633989 A	14-01-1999 18-11-1996 29-12-1997 29-04-1999 02-11-1999 31-10-1996 31-10-1996
EP 0541486	A	12-05-1993	AU 2812892 A CA 2082216 A FI 924983 A	13-05-1993 08-05-1993 08-05-1993

INTERNATIONAL SEARCH REPORT

Information on patent family members

International Application No
PCT/GB 99/03366

Patent document cited in search report	Publication date	Patent family member(s)	Publication date
EP 0541486 A		JP 5222082 A	31-08-1993
		MX 9206408 A	01-10-1993
		NO 924284 A	10-05-1993
		US 5264431 A	23-11-1993
		ZA 9208562 A	07-05-1993
EP 0304493 A	01-03-1989	DE 3874257 A	08-10-1992
		WO 8807035 A	22-09-1988
		JP 2539504 B	02-10-1996
		US 4971996 A	20-11-1990
		US 5089516 A	18-02-1992
		US 5057538 A	15-10-1991
		US 5202341 A	13-04-1993
EP 0238868 A	30-09-1987	JP 62277347 A	02-12-1987
		US 4925877 A	15-05-1990
EP 0030044 A	10-06-1981	NL 7908031 A	01-06-1981
		AU 6330980 A	07-05-1981
		AU 538841 B	30-08-1984
		DK 445280 A	02-05-1981
		ES 496901 A	01-05-1982
		ES 508617 A	01-11-1982
		ES 508618 A	01-03-1983
		GR 70786 A	23-01-1983
		JP 56090085 A	21-07-1981
		NZ 195357 A	06-07-1984
		PT 71999 A, B	01-11-1980
		US 4472403 A	18-09-1984
		ZA 8006682 A	28-10-1981